



# OPERATING & ASSEMBLY INSTRUCTION

## powerCON® - APPLIANCE INLET

### NAC3MPA-1 & NAC3MPB-1

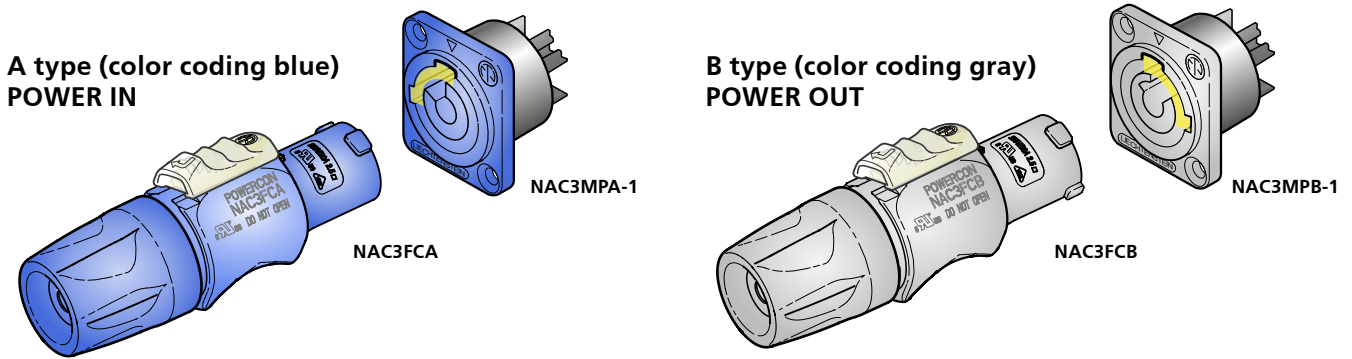
#### A. OPERATING INSTRUCTION

##### IMPORTANT SAFETY INSTRUCTION:

The powerCON system is certified as connector without breaking capacity according IEC 61984 / VDE 0627. In this standard the term connector (without breaking capacity) refers to components which in normal use are not to be engaged or disengaged when under load or live.

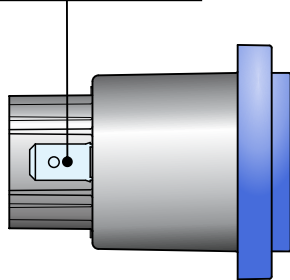
##### Connector Combination & Keyways:

With the two non-interchangeable types of connectors (A type and B type) it is impossible to produce a short circuit. Mating connectors (combination) are identified by mechanical keyways and by color.

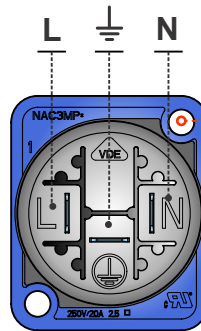


#### B. ASSEMBLY INSTRUCTION

Flat tabs for 3/16" FASTON®  
4.8 mm x 0.5 mm [0.187" x 0.020"]

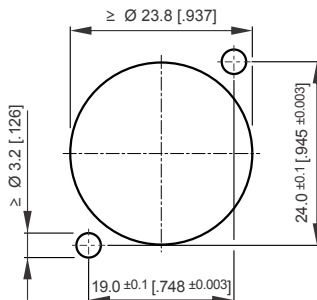


##### WIRING



**Attention:**  
Maximum allowable torque 0.5 Nm.

##### Panel Cutout (Rear Side)



Find more details of powerCON on [www.neutrik.com](http://www.neutrik.com).

NEUTRIK AG	LI	T: +423 / 237 24 24	F: +423 / 232 53 93	NEUTRIK France	FR	T: +33 1 / 4131 6750	F: +33 1 / 4131 0511
NEUTRIK USA Inc.	USA	T: +1 704 / 972 3050	F: +1 704 / 438 9202	NEUTRIK Tokyo Ltd.	JP	T: +81 3 / 3663 4733	F: +81 3 / 3663 4796
NEUTRIK (UK) Ltd.	UK	T: +44 1983 / 811 441	F: +44 1983 / 811 439	NEUTRIK Hong Kong Ltd.	HK	T: +852 / 2687 6055	F: +852 / 2687 6052
NEUTRIK Vertriebs GmbH	DE/NL/AT/DK	T: +49 8131 / 280 890	F: +49 8131 / 280 830	NEUTRIK India Pvt. Ltd.	IND	T: +91 / 982 05 43 424	F: +91 / 22 26163 540

Draft. Nr.: BDA 454 V3 | Update: 01.07.2019 | Data subject to change without prior notice. ©2015 NEUTRIK®. ALL RIGHTS RESERVED. NEUTRIK® are registered trademark.